

In talloze gevallen verdient het aanbeveling gebruik te maken van grote ophangbeugels binnen staande flenzen. Die zorgen voor betrouwbare verbindingen zonder maakwerk en helpen constructies beter beveiligen. Ook de ruime inzetbaarheid die te danken is aan de grote verscheidenheid van deze producten maakt ze vandaag onmisbaar in de bouwsector. De naar binnen geplooid flenzen zorgen voor een discretere verbinding.



[NL-DoP-e06/0270](#), [ETA-06/0270](#)

KENMERKEN



Material

- Verzinkt staal S250GD + Z275 overeenkomstig NF EN 10346,
- Dikte : 4 mm.

Advantages

- Eenvoudige en snelle montage.
- 4 mm dikke ophangbeugels zijn in overeenstemming met de franse brandveiligheidsvoorschriften BOiS feu 88.

TOEPASSINGEN

Support

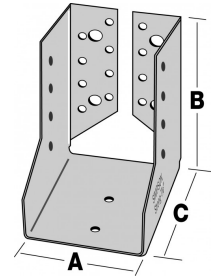
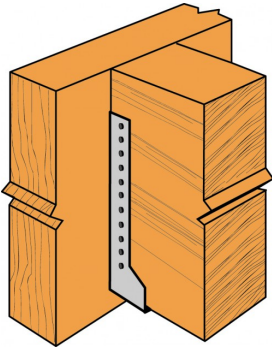
- **Drager** : massief hout, compositiehout, gelijmd gelamineerd hout, beton, staal.
- **Gedragen bouwdeel** : massief hout, compositiehout, vakwerkspanten, profielen.

Intend Use

- Dwarsbalken, gordingen,
- Gladde balken en gevelbekledingsstijlen,
- Voeteinden van kepers,
- Versteving van bestaande verbindingen enz.

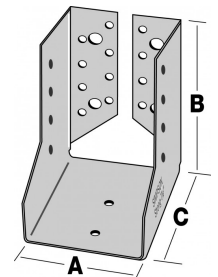
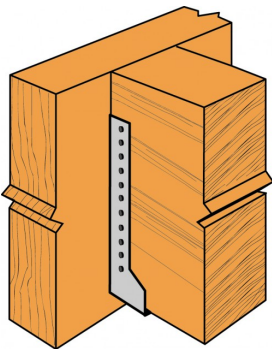
TECHNISCHE GEGEVENS

Uitzetmaten en breedte



Referentie	Blank Model [mm]	Width [mm]	Depth [mm]
GSI300/4	300	76 - 110 mm	110
GSI340/4	340	76 - 110 mm	110
GSI380/4	380	76 - 136 mm	110
GSI440/4	440	76 - 136 mm	110
GSI500/4	500	76 - 200 mm	110
GSI540/4	540	76 - 200 mm	110
GSI600/4	600	76 - 200 mm	110
GSI660/4	660	76 - 200 mm	110
GSI720/4	720	76 - 200 mm	110
GSI780/4	780	76 - 200 mm	110
GSI840/4	840	76 - 200 mm	110
GSI900/4	900	76 - 200 mm	110
GSI960/4	960	76 - 200 mm	110
GSI1020/4	1020	76 - 200 mm	110

Volledige vernageling

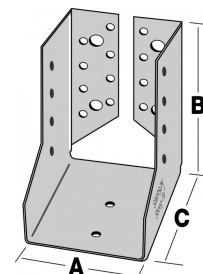
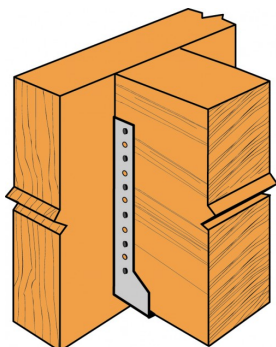


Referentie	Joist		Dimensions [mm]				Fasteners			Characteristic capacities - Timber to timber C24 [kN]				Fire resistance - characteristic capacities - Timber to timber C24 [kN]		
	Width [mm]	Height [mm]	A	B	C	Th.	Qty		Type	Download	Uplift	Lateral	Tension	Download		
		Min.					Max.	Header							Joist	
GSI380/76/4	76	162	228	76	152	110	4	16	8	CNA4.0x50	17.2	6.9	-	7.8	-	
GSI440/76/4		192	273	76	182	110	4	22	12	CNA4.0x50	24.5	11.9	-	11.8	-	
GSI500/76/4		222	318	76	212	110	4	28	14	CNA4.0x50	31.9	18.1	-	13.7	-	
GSI380/80/4	80	160	225	80	150	110	4	16	8	CNA4.0x50	16.9	6.9	-	7.8	-	
GSI440/80/4		190	270	80	180	110	4	22	12	CNA4.0x50	24.1	11.9	-	11.8	-	
GSI500/80/4		220	315	80	210	110	4	28	14	CNA4.0x50	31.9	18.1	-	13.7	-	
GSI540/80/4		240	345	80	230	110	4	32	16	CNA4.0x50	35.9	22.7	-	15.7	-	
GSI600/80/4		270	390	80	260	110	4	38	20	CNA4.0x50	43.9	30.5	-	19.6	-	
GSI660/80/4		300	435	80	290	110	4	44	22	CNA4.0x50	47.9	39	-	21.6	-	
GSI720/80/4		330	480	80	320	110	4	50	26	CNA4.0x50	55.8	46.1	-	25.5	-	
GSI780/80/4		360	525	80	350	110	4	56	28	CNA4.0x50	59.8	49.6	-	27.4	-	
GSI840/80/4		390	570	80	380	110	4	62	32	CNA4.0x50	67.8	56.7	-	31.4	-	
GSI900/80/4		420	615	80	410	110	4	68	36	CNA4.0x50	75.8	63.8	-	33.3	-	
GSI960/80/4		450	660	80	440	110	4	74	38	CNA4.0x50	79.8	67.4	-	37.2	-	
GSI1020/80/4		480	705	80	470	110	4	80	40	CNA4.0x50	83.8	70.9	-	39.2	-	
GSI380/90/4	90	155	218	90	145	110	4	16	8	CNA4.0x50	16.2	6.9	6.4	7.8	-	
GSI440/90/4		185	263	90	175	110	4	22	12	CNA4.0x50	23.2	11.9	9.2	11.8	-	
GSI500/90/4		215	308	90	205	110	4	28	14	CNA4.0x50	31.5	18.1	10.2	13.7	-	
GSI540/90/4		235	338	90	225	110	4	32	16	CNA4.0x50	35.9	22.7	11.3	15.7	-	
GSI600/90/4		265	383	90	255	110	4	38	20	CNA4.0x50	43.9	30.5	13.3	19.6	-	
GSI660/90/4		295	428	90	285	110	4	44	22	CNA4.0x50	47.9	39	13.8	21.6	-	
GSI720/90/4		325	473	90	315	110	4	50	26	CNA4.0x50	55.8	46.1	15.3	25.5	-	
GSI780/90/4		355	518	90	345	110	4	56	28	CNA4.0x50	59.8	49.6	15.5	27.4	-	
GSI840/90/4		385	563	90	375	110	4	62	32	CNA4.0x50	67.8	56.7	16.6	31.4	-	
GSI900/90/4		415	608	90	405	110	4	68	36	CNA4.0x50	75.8	63.8	17.6	33.3	-	
GSI960/90/4		445	653	90	435	110	4	74	38	CNA4.0x50	79.8	67.4	17.5	37.2	-	
GSI1020/90/4		475	698	90	465	110	4	80	40	CNA4.0x50	83.8	70.9	17.4	39.2	-	
GSI380/100/4	100	150	210	100	140	110	4	16	8	CNA4.0x50	15.4	6.9	6.6	7.8	1,00*	
GSI440/100/4		180	255	100	170	110	4	22	12	CNA4.0x50	22.3	11.9	9.6	11.8	2,52*	
GSI500/100/4		210	300	100	200	110	4	28	14	CNA4.0x50	30.5	18.1	10.7	13.7	3,55*	
GSI540/100/4		230	330	100	220	110	4	32	16	CNA4.0x50	35.9	22.7	11.8	15.7	4,72*	
GSI600/100/4		260	375	100	250	110	4	38	20	CNA4.0x50	43.9	30.5	14	19.6	7,30*	
GSI660/100/4		290	420	100	280	110	4	44	22	CNA4.0x50	47.9	39	14.6	21.6	8,65*	
GSI720/100/4		320	465	100	310	110	4	50	26	CNA4.0x50	55.8	46.1	16.3	25.5	11,4*	
GSI780/100/4		350	510	100	340	110	4	56	28	CNA4.0x50	59.8	49.6	16.6	27.4	12,76*	
GSI840/100/4		380	555	100	370	110	4	62	32	CNA4.0x50	67.8	56.7	17.9	31.4	15,44*	
GSI900/100/4		410	600	100	400	110	4	68	36	CNA4.0x50	75.8	63.8	19	33.3	18,04*	
GSI960/100/4		440	645	100	430	110	4	74	38	CNA4.0x50	79.8	67.4	19	37.2	19,32*	
GSI1020/100/4		470	690	100	460	110	4	80	40	CNA4.0x50	83.8	70.9	18.9	39.2	20,57*	
GSI540/120/4	120	220	315	120	210	110	4	32	16	CNA4.0x50	34	22.7	12.7	15.7	4,72*	
GSI600/120/4		250	360	120	240	110	4	38	20	CNA4.0x50	43.1	30.5	15.2	19.6	7,30*	
GSI660/120/4		280	405	120	270	110	4	44	22	CNA4.0x50	47.9	39	16	21.6	8,65*	
GSI720/120/4		310	450	120	300	110	4	50	26	CNA4.0x50	55.8	46.1	18	25.5	11,40*	
GSI780/120/4		340	495	120	330	110	4	56	28	CNA4.0x50	59.8	49.6	18.5	27.4	12,76*	
GSI840/120/4		370	540	120	360	110	4	62	32	CNA4.0x50	67.8	56.7	20.1	31.4	15,44*	
GSI900/120/4		400	585	120	390	110	4	68	36	CNA4.0x50	75.8	63.8	21.5	33.3	18,04*	
GSI960/120/4		430	630	120	420	110	4	74	38	CNA4.0x50	79.8	67.4	21.6	37.2	19,32*	
GSI1020/120/4		460	675	120	450	110	4	80	40	CNA4.0x50	83.8	70.9	21.6	39.2	20,57*	
GSI500/140/4		140	190	270	140	180	110	4	22	12	CNA4.0x50	24.1	11.9	10.5	11.8	2,52*
GSI540/140/4			210	300	140	200	110	4	26	14	CNA4.0x50	29.5	15.9	12	11.8	3,55*
GSI600/140/4			240	345	140	230	110	4	32	18	CNA4.0x50	38.2	22.7	15	15.7	5,98*
GSI660/140/4	270		390	140	260	110	4	38	20	CNA4.0x50	43.9	30.5	16.1	19.6	7,30*	
GSI720/140/4	300		435	140	290	110	4	44	24	CNA4.0x50	51.9	39	18.6	23.5	10,03*	
GSI780/140/4	330		480	140	320	110	4	50	26	CNA4.0x50	55.8	46.1	19.3	25.5	11,40*	

Referentie	Joist		Dimensions [mm]				Fasteners			Characteristic capacities - Timber to timber C24 [kN]				Fire resistance - characteristic capacities - Timber to timber C24 [kN]	
	Width [mm]	Height [mm]		A	B	C	Th.	Qty		Type	Download	Uplift	Lateral	Tension	Download
		Min.	Max.					Header	Joist						
GSI840/140/4	160	360	525	140	350	110	4	56	30	CNA4.0x50	63.8	53.2	21.4	29.4	14,11*
GSI900/140/4		390	570	140	380	110	4	62	32	CNA4.0x50	67.8	56.7	21.8	31.4	15,44*
GSI960/140/4		420	615	140	410	110	4	68	34	CNA4.0x50	71.8	60.3	22.2	33.3	16,75*
GSI1020/140/4		450	660	140	440	110	4	74	38	CNA4.0x50	79.8	67.4	23.8	37.2	19,32*
GSI500/160/4		180	255	160	170	110	4	22	12	CNA4.0x50	22.3	11.9	10.7	11.8	2,52*
GSI540/160/4		200	285	160	190	110	4	26	14	CNA4.0x50	27.6	15.9	12.3	11.8	3,55*
GSI600/160/4		230	330	160	220	110	4	32	18	CNA4.0x50	36.1	22.7	15.5	15.7	5,98*
GSI660/160/4		260	375	160	250	110	4	44	24	CNA4.0x50	51.9	39	20.1	19.6	7,30*
GSI720/160/4		290	420	160	280	110	4	44	24	CNA4.0x50	51.9	39	19.5	23.5	10,03*
GSI780/160/4		320	465	160	310	110	4	50	26	CNA4.0x50	55.8	46.1	20.4	25.5	11,40*
GSI840/160/4		350	510	160	340	110	4	56	30	CNA4.0x50	63.8	53.2	22.7	29.4	14,11*
GSI900/160/4		380	555	160	370	110	4	62	32	CNA4.0x50	67.8	56.7	23.3	31.4	15,44*
GSI960/160/4		410	600	160	400	110	4	68	34	CNA4.0x50	71.8	60.3	23.8	33.3	16,75*
GSI1020/160/4		440	645	160	430	110	4	74	38	CNA4.0x50	79.8	67.4	25.6	37.2	19,32*
GSI500/180/4	180	170	240	180	160	110	4	22	12	CNA4.0x50	20.3	11.9	10.9	11.8	2,52*
GSI540/180/4		190	270	180	180	110	4	26	14	CNA4.0x50	25.4	15.9	12.6	11.8	3,55*
GSI600/180/4		220	315	180	210	110	4	32	18	CNA4.0x50	33.8	22.7	15.9	15.7	5,98*
GSI660/180/4		250	360	180	240	110	4	44	24	CNA4.0x50	51.9	39	20.7	19.6	7,30*
GSI720/180/4		280	405	180	270	110	4	44	24	CNA4.0x50	51.9	39	20.1	23.5	10,03*
GSI780/180/4		310	450	180	300	110	4	50	26	CNA4.0x50	55.8	46.1	21.2	25.5	11,40*
GSI840/180/4		340	495	180	330	110	4	56	30	CNA4.0x50	63.8	53.2	23.7	29.4	14,11*
GSI900/180/4		370	540	180	360	110	4	62	32	CNA4.0x50	67.8	56.7	24.5	31.4	15,44*
GSI960/180/4		400	585	180	390	110	4	68	34	CNA4.0x50	71.8	60.3	25.1	33.3	16,75*
GSI1020/180/4		430	630	180	420	110	4	74	38	CNA4.0x50	79.8	67.4	27.2	37.2	19,32*
GSI500/200/4	200	160	225	200	150	110	4	22	12	CNA4.0x50	18.3	11.9	11.1	11.8	2,52*
GSI540/200/4		180	255	200	170	110	4	26	14	CNA4.0x50	23.2	15.9	12.8	11.8	3,55*
GSI600/200/4		210	300	200	200	110	4	32	18	CNA4.0x50	31.3	22.7	16.2	15.7	5,98*
GSI660/200/4		240	345	200	230	110	4	44	24	CNA4.0x50	50.3	39	21.1	19.6	7,30*
GSI720/200/4		270	390	200	260	110	4	44	24	CNA4.0x50	50.3	39	20.7	23.5	10,03*
GSI780/200/4		300	435	200	290	110	4	50	26	CNA4.0x50	55.8	46.1	21.8	25.5	11,40*
GSI840/200/4		330	480	200	320	110	4	56	30	CNA4.0x50	63.8	53.2	24.5	29.4	14,11*
GSI900/200/4		360	525	200	350	110	4	62	32	CNA4.0x50	67.8	56.7	25.4	31.4	15,44*
GSI960/200/4		390	570	200	380	110	4	68	34	CNA4.0x50	71.8	60.3	26.2	33.3	16,75*
GSI1020/200/4		420	615	200	410	110	4	74	38	CNA4.0x50	79.8	67.4	28.5	37.2	19,32*

De afmetingen A, B en C zijn de binnenmaten van de ophangbeugel.

Gedeeltelijke vernageling



Referentie	Joist		Dimensions [mm]				Fasteners				Characteristic capacities - Timber to timber C24 [kN]			
	Width [mm]	Height [mm]		A	B	C	Th.	Qty		type	Download	Uplift	Lateral	Tension
		Min.	Max.					Header	Joist					
GSI380/76/4	76	162	228	76	152	110	4	8	4	CNA4.0x50	10.1	3.3	3	3.9
GSI440/76/4		192	273	76	182	110	4	12	6	CNA4.0x50	14.5	6.7	4.3	5.9
GSI500/76/4		222	318	76	212	110	4	14	8	CNA4.0x50	18	8.8	5.4	6.9
GSI380/80/4	80	160	225	80	150	110	4	8	4	CNA4.0x50	9.9	3.3	3.1	3.9
GSI440/80/4		190	270	80	180	110	4	12	6	CNA4.0x50	14.3	6.7	4.4	5.9
GSI500/80/4		220	315	80	210	110	4	14	8	CNA4.0x50	17.8	8.8	5.5	6.9
GSI540/80/4		240	345	80	230	110	4	16	8	CNA4.0x50	19.9	11.1	5.3	7.8
GSI600/80/4		270	390	80	260	110	4	20	10	CNA4.0x50	23.9	16.3	6.2	9.8
GSI660/80/4		300	435	80	290	110	4	22	12	CNA4.0x50	27.9	19.2	7	10.8
GSI720/80/4		330	480	80	320	110	4	26	14	CNA4.0x50	31.9	24.8	7.6	12.7
GSI780/80/4		360	525	80	350	110	4	28	14	CNA4.0x50	31.9	24.8	7.1	13.7
GSI840/80/4		390	570	80	380	110	4	32	16	CNA4.0x50	35.9	28.4	7.6	15.7
GSI900/80/4		420	615	80	410	110	4	34	18	CNA4.0x50	39.9	31.9	8	16.7
GSI960/80/4		450	660	80	440	110	4	38	20	CNA4.0x50	43.9	35.5	8.4	18.6
GSI1020/80/4		480	705	80	470	110	4	40	20	CNA4.0x50	43.9	35.5	7.9	19.6
GSI380/90/4	90	155	218	90	145	110	4	8	4	CNA4.0x50	9.6	3.3	3.2	3.9
GSI440/90/4		185	263	90	175	110	4	12	6	CNA4.0x50	13.8	6.7	4.6	5.9
GSI500/90/4		215	308	90	205	110	4	14	8	CNA4.0x50	17.3	8.8	5.8	6.9
GSI540/90/4		235	338	90	225	110	4	16	8	CNA4.0x50	19.9	11.1	5.6	7.8
GSI600/90/4		265	383	90	255	110	4	20	10	CNA4.0x50	23.9	16.3	6.6	9.8
GSI660/90/4		295	428	90	285	110	4	22	12	CNA4.0x50	27.9	19.2	7.5	10.8
GSI720/90/4		325	473	90	315	110	4	26	14	CNA4.0x50	31.9	24.8	8.2	12.7
GSI780/90/4		355	518	90	345	110	4	28	14	CNA4.0x50	31.9	24.8	7.7	13.7
GSI840/90/4		385	563	90	375	110	4	32	16	CNA4.0x50	35.9	28.4	8.3	15.7
GSI900/90/4		415	608	90	405	110	4	34	18	CNA4.0x50	39.9	31.9	8.8	16.7
GSI960/90/4		445	653	90	435	110	4	38	20	CNA4.0x50	43.9	35.5	9.2	18.6
GSI1020/90/4		475	698	90	465	110	4	40	20	CNA4.0x50	43.9	35.5	8.7	19.6
GSI380/100/4	100	150	210	100	140	110	4	8	4	CNA4.0x50	9.2	3.3	3.3	3.9
GSI440/100/4		180	255	100	170	110	4	12	6	CNA4.0x50	13.3	6.7	4.8	5.9
GSI500/100/4		210	300	100	200	110	4	14	8	CNA4.0x50	16.8	8.8	6.1	6.9
GSI540/100/4		230	330	100	220	110	4	16	8	CNA4.0x50	19.9	11.1	5.9	7.8
GSI600/100/4		260	375	100	250	110	4	20	10	CNA4.0x50	23.9	16.3	7	9.8
GSI660/100/4		290	420	100	280	110	4	22	12	CNA4.0x50	27.9	19.2	8	10.8
GSI720/100/4		320	465	100	310	110	4	26	14	CNA4.0x50	31.9	24.8	8.8	12.7
GSI780/100/4		350	510	100	340	110	4	28	14	CNA4.0x50	31.9	24.8	8.3	13.7
GSI840/100/4		380	555	100	370	110	4	32	16	CNA4.0x50	35.9	28.4	8.9	15.7
GSI900/100/4		410	600	100	400	110	4	34	18	CNA4.0x50	39.9	31.9	9.5	16.7
GSI960/100/4		440	645	100	430	110	4	38	20	CNA4.0x50	43.9	35.5	10	18.6
GSI1020/100/4		470	690	100	460	110	4	40	20	CNA4.0x50	43.9	35.5	9.5	19.6
GSI540/120/4	120	220	315	120	210	110	4	16	8	CNA4.0x50	19	11.1	6.3	7.8
GSI600/120/4		250	360	120	240	110	4	20	10	CNA4.0x50	23.9	16.3	7.6	9.8
GSI660/120/4		280	405	120	270	110	4	22	12	CNA4.0x50	27.9	19.2	8.7	10.8
GSI720/120/4		310	450	120	300	110	4	26	14	CNA4.0x50	31.9	24.8	9.7	12.7
GSI780/120/4		340	495	120	330	110	4	28	14	CNA4.0x50	31.9	24.8	9.2	13.7
GSI840/120/4		370	540	120	360	110	4	32	16	CNA4.0x50	35.9	28.4	10	15.7
GSI900/120/4		400	585	120	390	110	4	34	18	CNA4.0x50	39.9	31.9	10.7	16.7
GSI960/120/4		430	630	120	420	110	4	38	20	CNA4.0x50	43.9	35.5	11.4	18.6
GSI1020/120/4	460	675	120	450	110	4	40	20	CNA4.0x50	43.9	35.5	10.8	19.6	
GSI500/140/4	140	190	270	140	180	110	4	12	6	CNA4.0x50	14.3	6.7	5.2	5.9
GSI540/140/4		210	300	140	200	110	4	14	8	CNA4.0x50	16.8	8.8	6.9	6.9
GSI600/140/4		240	345	140	230	110	4	18	10	CNA4.0x50	21.8	13.6	8.3	8.8
GSI660/140/4		270	390	140	260	110	4	20	10	CNA4.0x50	23.9	16.3	8	9.8
GSI720/140/4		300	435	140	290	110	4	24	12	CNA4.0x50	27.9	21.3	9.3	11.8
GSI780/140/4		330	480	140	320	110	4	26	14	CNA4.0x50	31.9	24.8	10.4	12.7
GSI840/140/4		360	525	140	350	110	4	30	16	CNA4.0x50	35.9	28.4	11.4	14.7
GSI900/140/4		390	570	140	380	110	4	32	16	CNA4.0x50	35.9	28.4	10.9	15.7

Referentie	Joist		Dimensions [mm]				Fasteners				Characteristic capacities - Timber to timber C24 [kN]				
	Width [mm]	Height [mm]		A	B	C	Th.	Qty		type	Download	Uplift	Lateral	Tension	
		Min.	Max.					Header	Joist						
GSI960/140/4	140	420	615	140	410	110	4	34	18	CNA4.0x50	39.9	31.9	11.8	16.7	
GSI1020/140/4		450	660	140	440	110	4	38	20	CNA4.0x50	43.9	35.5	12.5	18.6	
GSI500/160/4	160	180	255	160	170	110	4	12	6	CNA4.0x50	13.3	6.7	5.4	5.9	
GSI540/160/4		200	285	160	190	110	4	14	8	CNA4.0x50	15.8	8.8	7.1	6.9	
GSI600/160/4		230	330	160	220	110	4	20	10	CNA4.0x50	23.9	16.3	8.6	8.8	
GSI660/160/4		260	375	160	250	110	4	20	10	CNA4.0x50	23.9	16.3	8.4	9.8	
GSI720/160/4		290	420	160	280	110	4	24	12	CNA4.0x50	27.9	21.3	9.7	11.8	
GSI780/160/4		320	465	160	310	110	4	26	14	CNA4.0x50	31.9	24.8	11	12.7	
GSI840/160/4		350	510	160	340	110	4	30	16	CNA4.0x50	35.9	28.4	12.1	14.7	
GSI900/160/4		380	555	160	370	110	4	32	16	CNA4.0x50	35.9	28.4	11.7	15.7	
GSI960/160/4		410	600	160	400	110	4	34	18	CNA4.0x50	39.9	31.9	12.6	16.7	
GSI1020/160/4		440	645	160	430	110	4	38	20	CNA4.0x50	43.9	35.5	13.5	18.6	
GSI500/180/4		180	170	240	180	160	110	4	12	6	CNA4.0x50	12.2	6.7	5.5	5.9
GSI540/180/4			190	270	180	180	110	4	14	8	CNA4.0x50	14.7	8.8	7.2	6.9
GSI600/180/4	220		315	180	210	110	4	20	10	CNA4.0x50	23.9	16.3	8.8	8.8	
GSI660/180/4	250		360	180	240	110	4	20	10	CNA4.0x50	23.9	16.3	8.6	9.8	
GSI720/180/4	280		405	180	270	110	4	24	12	CNA4.0x50	27.9	21.3	10.1	11.8	
GSI780/180/4	310		450	180	300	110	4	26	14	CNA4.0x50	31.9	24.8	11.4	12.7	
GSI840/180/4	340		495	180	330	110	4	30	16	CNA4.0x50	35.9	28.4	12.6	14.7	
GSI900/180/4	370		540	180	360	110	4	32	16	CNA4.0x50	35.9	28.4	12.2	15.7	
GSI960/180/4	400		585	180	390	110	4	34	18	CNA4.0x50	39.9	31.9	13.3	16.7	
GSI1020/180/4	430		630	180	420	110	4	38	20	CNA4.0x50	43.9	35.5	14.3	18.6	
GSI500/200/4	200	160	225	200	150	110	4	12	6	CNA4.0x50	11.1	6.7	5.5	5.9	
GSI540/200/4		180	255	200	170	110	4	14	8	CNA4.0x50	13.5	8.8	7.3	6.9	
GSI600/200/4		210	300	200	200	110	4	20	10	CNA4.0x50	22.7	16.3	9	8.8	
GSI660/200/4		240	345	200	230	110	4	20	10	CNA4.0x50	22.7	16.3	8.8	9.8	
GSI720/200/4		270	390	200	260	110	4	24	12	CNA4.0x50	27.9	21.3	10.3	11.8	
GSI780/200/4		300	435	200	290	110	4	26	14	CNA4.0x50	31.9	24.8	11.8	12.7	
GSI840/200/4		330	480	200	320	110	4	30	16	CNA4.0x50	35.9	28.4	13.1	14.7	
GSI900/200/4		360	525	200	350	110	4	32	16	CNA4.0x50	35.9	28.4	12.7	15.7	
GSI960/200/4		390	570	200	380	110	4	34	18	CNA4.0x50	39.9	31.9	13.9	16.7	
GSI1020/200/4		420	615	200	410	110	4	38	20	CNA4.0x50	43.9	35.5	15	18.6	

De afmetingen A, B en C zijn de binnenmaten van de ophangbeugel.

PLAATSING

Fixations

Om de belastingsterkte te garanderen, moeten de gebruikte nagels en schroeven voldoen aan ETA-04/0013. Voor bevestigingen op een harde ondergrond moeten bevestigingsmiddelen met CE-markering gebruikt worden. De aanbevelingen van de fabrikant moeten nageleefd worden.

Op gedragen bouwdeel :

- Ringnagels CNA Ø 4,0 x 50 mm.
- Ringnagels CNA Ø 4,0 x 35 mm voor diktes kleiner dan 64 mm.
- Schroeven CSA Ø 5,0 x 40 mm.
- Schroeven CSA Ø 5,0 x 35 mm voor diktes kleiner dan 60 mm.

Op drager :

Houten ondergrond :

- Ringnagels CNA Ø 4,0 x 50 mm.
- Ringnagels CNA Ø 4,0 x 35 mm voor diktes kleiner dan 64 mm.
- Schroeven CSA Ø 5,0 x 40 mm.
- Schroeven CSA Ø 5,0 x 35 mm voor diktes kleiner dan 60 mm.

Stalen ondergrond :

- Bouten Ø 12 of Ø 10 mm (de boutdiameter mag niet meer dan 2 mm kleiner zijn dan de boorgatdiameter).

LET OP :Ophangbeugels met naar binnen staande flenzen zijn af te raden op betonnen ondergrond en metselwerk.

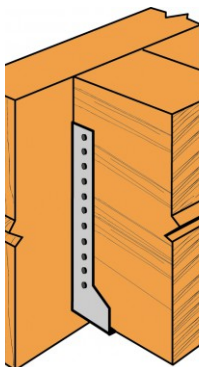
Installation

Op hout :

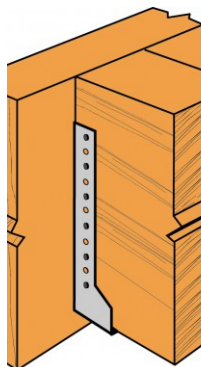
1. Teken de plaats van de gedragen balk af op de drager,
1. Presenteer de ophangbeugel en bevestig de flenzen voorlopig aan weerszijden,
2. Verstel de ophangbeugel volgens de aftekeningen, De ophangbeugel moet bovenaan iets meer open staan dan onderaan om het plaatsen van de gedragen balk te vergemakkelijken,
2. Voltooi de bevestiging op elke flens,
3. Presenteer de gedragen balk in de ophangbeugel
3. Bevestig de gedragen balk op de ophangbeugel,
4. Op hout zijn er twee soorten vernageling: volledig of gedeeltelijk,

Op beton :

1. Methode 1: Teken de plaats van de boorgaten af aan de hand van de tabel met de posities van de beschikbare boorgaten op de technische fiche,
1. Methode 2: Teken de plaats van de balk af op de ondergrond, presenteer de ophangbeugel en duid de middelpunten van de boorgaten aan,
2. Boor in de ondergrond met een passende boor,
2. Presenteer de ophangbeugel en bevestig hem op de ondergrond met doorsteekankers.
3. Presenteer de gedragen balk in de ophangbeugel
3. Bevestig de gedragen balk op de ophangbeugel,



Clouage total
sur bois.



Clouage partiel
sur bois.